

SUNAMP LTD
 1 SATELLITE
 PARK
 MACMERRY
 EAST LOTHIAN
 EH33 1RY
 T:+44 (0)1875 610 001

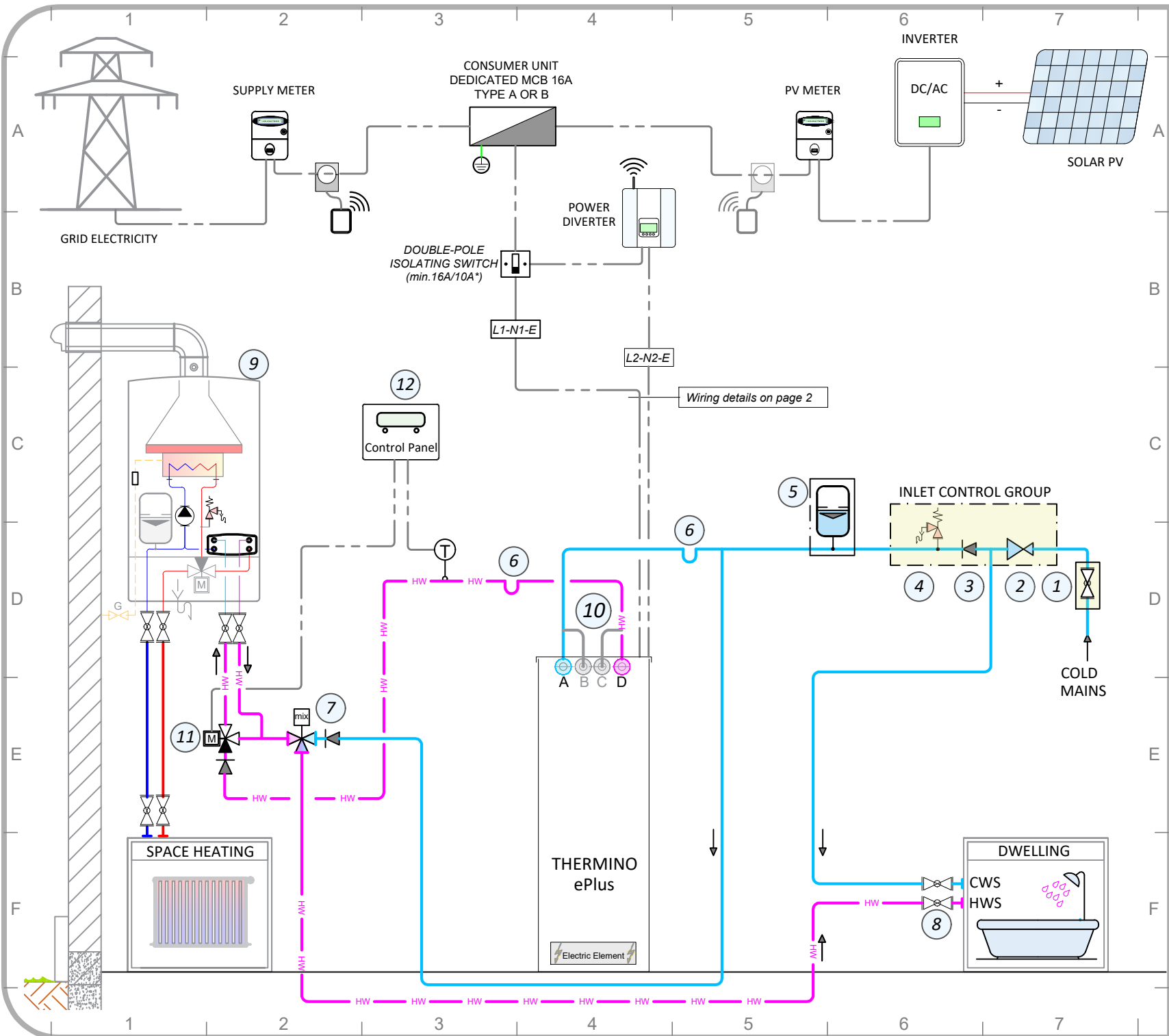
TITLE /
**Thermino ePlus with Solar PV
 & Pre-heating Combi Boiler.**


DOCUMENT N° SC02520
 REVISION N° 00
 DATE CREATED/ 05-08-2025
 CREATED BY/ G. Rossi
 CHECKED BY/ G. Calabrese
 SHEET N° 1 of 4

**NON MODULATING
 COMBI BOILER**

Sunamp Ltd disclaimer

This document is supplied for information and general guidance only. No responsibility is accepted for any errors or omissions contained within or for any cost incurred in rectifying any work relating to it.




SUNAMP LTD
 1 SATELLITE
 PARK
 MACMERRY
 EAST LOTHIAN
 EH33 1RY
 T: +44 (0)1875 610 001

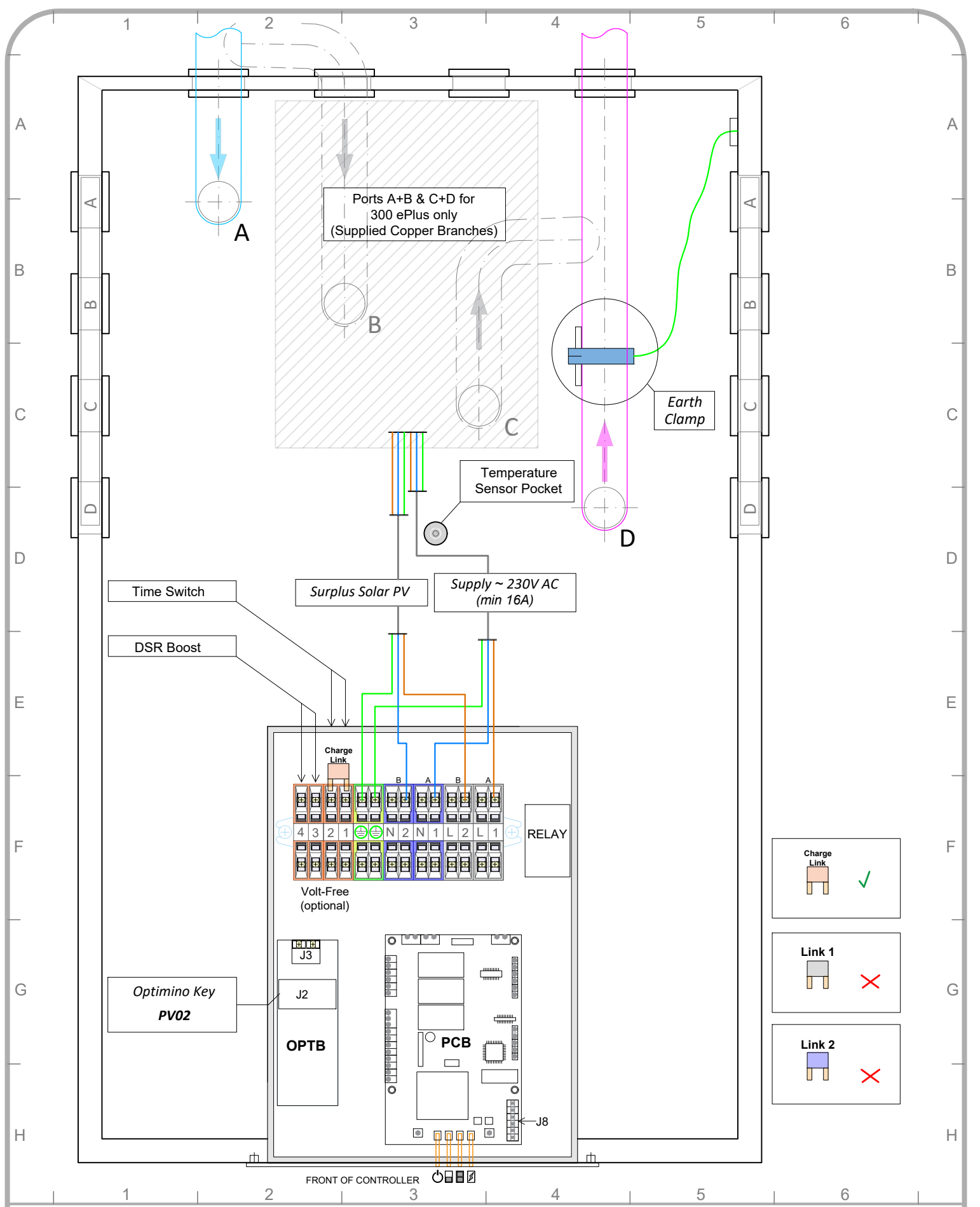
TITLE /
**Thermino ePlus with Solar PV
 & Pre-heating Combi Boiler.**

DOCUMENT N° SC02520
 REVISION N° 00
 DATE CREATED/ 05-08-2025
 CREATED BY/ G. Rossi
 CHECKED BY/ G. Calabrese
 SHEET N° 2 of 4

**MODULATING
 COMBI BOILER**

Sunamp Ltd disclaimer

This document is supplied for information
 and general guidance only.
 No responsibility is accepted for any errors
 or omissions contained within or for any cost
 incurred in rectifying any work relating to it.



SUNAMP LTD
 1 SATELLITE
 PARK
 MACMERRY
 EAST LOTHIAN
 EH33 1RY
 T:01875 610 001

**TITLE / Thermino ePlus with Solar PV
 & Pre-heating Combi Boiler.**

DOCUMENT N° SC02520
 REVISION N° 00
 DATE CREATED/ 05-08-2025

CREATED BY/ G. Rossi
 CHECKED BY/ G. Calabrese
 SHEET N° 3 of 4

Sunamp Ltd disclaimer

This document is supplied for information and general guidance only. No responsibility is accepted for any errors or omissions contained within or for any cost incurred in rectifying any work relating to it.

TERMS AND CONDITIONS

PLEASE NOTE THAT ANY DIAGRAM OR GUIDANCE PROVIDED IN THIS DOCUMENT IS FOR GENERAL INFORMATION PURPOSES ONLY. THE ADVICE AND INPUT OF A PROFESSIONAL, QUALIFIED AND LICENSED INSTALLER, ENGINEER OR DESIGNER MUST BE SOUGHT. SUNAMP IS NOT RESPONSIBLE FOR INSTALLATIONS OR FOR THE PROFESSIONAL DESIGN OF THE SYSTEM.

1. All applicable local and federal codes, regulations and safety standards must be followed.
2. The diagram or guidance in this document may be subject to alteration at any time.
3. Sunamp is not responsible for any inaccuracies or omissions in the information and drawings provided to it and upon which it relies when constructing the diagrams or guidance in this document.
4. Any reproduction of this document must have the prior permission of Sunamp.
5. During the planning, design, installation and later use of the system, all operating instructions must be followed.
6. Under no circumstances shall Sunamp be liable to you or any other third parties for any loss or damage (including, without limitation, damage for loss of business or loss of profits) arising directly or indirectly from your use of or inability to use, the diagram or guidance in this document.
7. Sunamp makes no representations or warranties of any kind, express or implied about the completeness, accuracy, reliability or suitability of the information in this document for any purpose. Any reliance you place on the information in this document is therefore strictly at your own risk.
8. These disclaimer and exclusions shall be governed by and construed in accordance with Scottish law.



SUNAMP LTD
1 SATELLITE
PARK
MACMERRY
EAST LOTHIAN
EH33 1RY
T:+44 (0)1875 610 001

TITLE /

Thermino ePlus with Solar PV & Pre-heating Combi Boiler.

DOCUMENT N° SC02520
REVISION N° 00
DATE CREATED/ 05-08-2025
CREATED BY/ G. Rossi
CHECKED BY/ G. Calabrese
SHEET N° 4 of 4

NUMBER DESCRIPTIONS (page 1-2)	
1	Heat Battery Isolation Valve
2	Pressure Reducing Valve
3	Check Valve
4	Expansion Relief Valve
5	Potable Water Expansion Vessel
6	Anti-thermosiphon (U-bend) Pipework
7	Hot Water Thermostatic Mixing Valve
8	Dwelling Isolator Valves
9	Combi Boiler
10	Supplied copper branches (A+B & C+D) for size 300 models only
11	Boiler/Thermino DHW Diverted Valve
12	Control system and thermostat NOT supplied by Sunamp
*	16A - 2800W Thermino xPlus models 10A - 1800W Thermino xPlus models

PRIMARY CIRCUIT (page 1-2)	
	External heat source flow Ø22mm
	External heat source return Ø22mm
	Mandatory plumbing components

SECONDARY CIRCUIT (page 1)	
	Cold water supply (CWS) Ø22mm
	Hot water supply (HWS) Ø22mm
	Mandatory plumbing components

ELECTRIC CIRCUIT (page 3)	
	Live
	Neutral
	Earth
	Supply ~ 230V AC, 16A - 2.5 mm ² 3 core H05 VV-F sheathed cable
	DHW Demand wiring 0.75 mm ² 2 core H05 VV-F shielded cable

Sunamp Ltd disclaimer

This document is supplied for information and general guidance only. No responsibility is accepted for any errors or omissions contained within or for any cost incurred in rectifying any work relating to it.